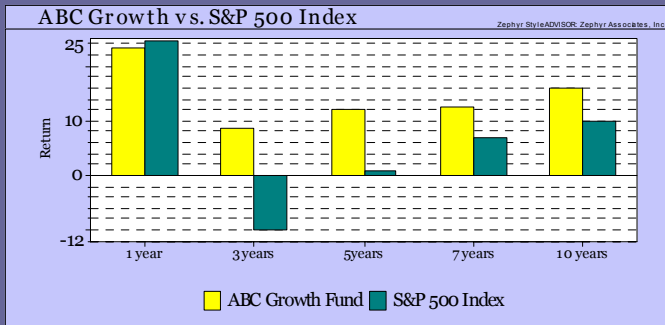


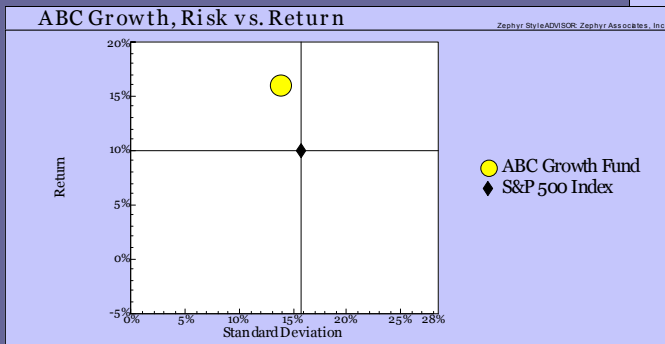
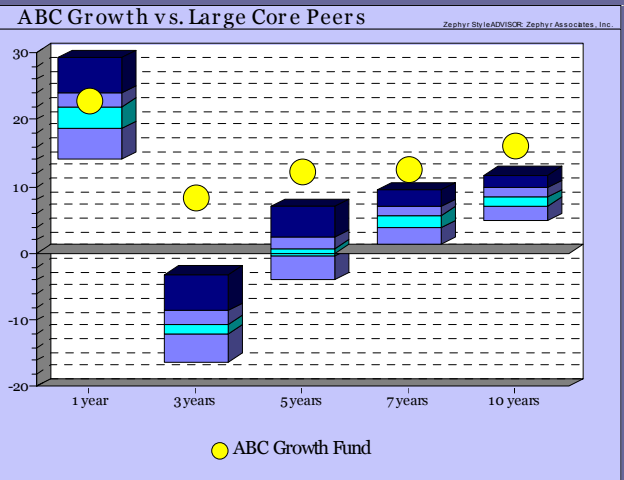
No Matter How You Slice It...



Absolute,

	1 year	3 years	5 years	7 years	10 years
ABC Growth Fund	23.09%	8.42%	12.23%	12.65%	16.06%
S&P 500 Index	24.41%	-10.13%	1.00%	7.04%	10.05%

Relative,



Or Risk-Adjusted...

	ABC Growth 10-Year Performance			vs. S&P 500 Index	
	Annual Return	10-Year Return	Risk	Yearly Added Value	10-Yr Added Value
ABC Growth Fund	16.06	343.56	13.68	6.01	183.00
S&P 500 Index	10.05	160.56	15.73	0.00	0.00

...We're On Top.

For the last ten years no mutual fund has been able to match the ABC Growth Fund. Through bull markets and bear markets, ABC Growth has outperformed the S&P 500 Index and the vast majority of its peers. The icing on the cake? ABC Growth has accomplished this with lower overall risk.

Have your cake and eat it too.

Contact your financial advisor today and ask if the ABC Growth Fund is right for you.

Investment may lose value. Past returns not a guarantee of future results.